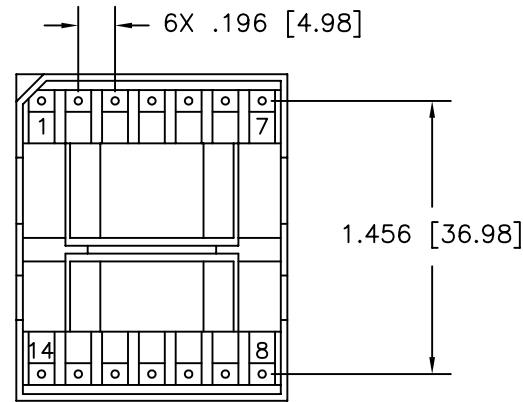
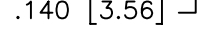
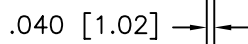
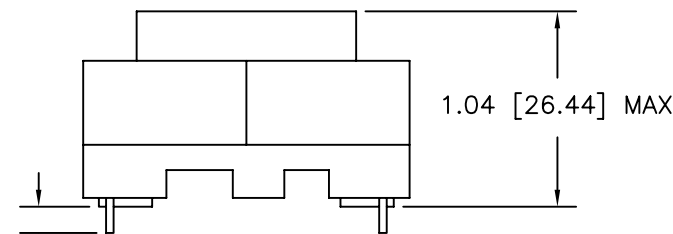
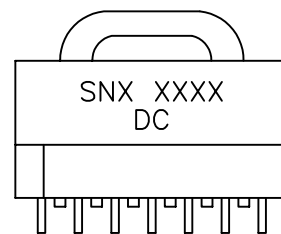
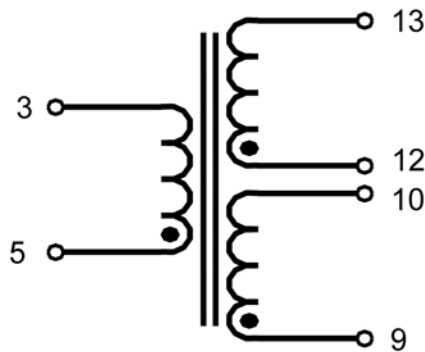
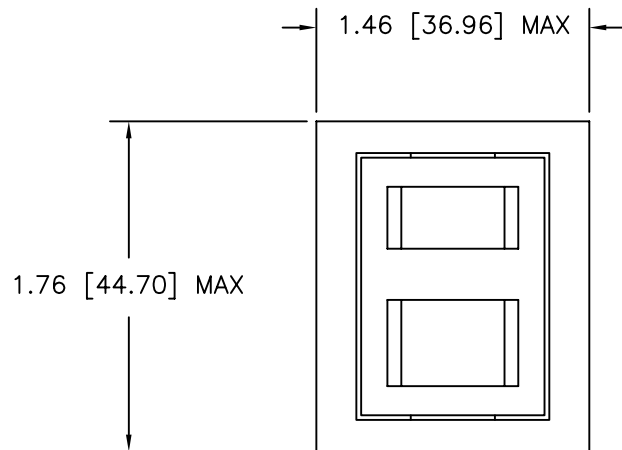


2

1

Test Parameter	Target
Primary Inductance	450 uH±5%
Primary Leakage Inductance	90 uH±5%
DCR (primary)	
DCR (secondary)	
Dielectric Strength (pri-sec)	5000 Vac, 60s
Note: For all inductance measurements, f=100 KHz@1.0 V	

REVISIONS				
ZONE	REV	DESCRIPTION	DATE	APPROVED
	X1	INITIAL RELEASE	03/06/08	SC
	X2	ADDED PROPRIETARY STATEMENT	06/23/08	SC



**PRELIMINARY**

**SANTRONICS RESTRICTED**  
 THIS DOCUMENT CONTAINS RESTRICTED INFORMATION THAT IS SANTRONICS CONFIDENTIAL AND PROPRIETARY. DISCLOSURE OR DUPLICATION IS NOT PERMITTED WITHOUT AUTHORIZATION FROM SANTRONICS.

UNLESS OTHERWISE SPECIFIED		DATE		<b>SANTRONICS</b> SUNNYVALE, CA	
DIMENSIONS ARE IN INCHES		DRAWN	TK		
TOLERANCES		CHECKED		TRANSFORMER ASSEMBLY, 250W, 24V	
FRACTIONS	DECIMALS	APPROVED	SC		
±1/64	.XX ± .02 .XXX ± .010	APPROVED		APPROVED	SIZE FSCM NO
ALL SURFACES ✓ EXCEPT AS NOTED		APPROVED		DWG NO	
NEXT ASSEMBLY	USED ON	APPROVED		SNX 2448	
APPLICATION		CONTRACT NUMBER		REV	
WORKMANSHIP PER MIL-HDBK-454 GUIDELINE 9		DO NOT SCALE THIS DRAWING		X2	
		SCALE 1/1		SHEET 1 OF 1	

2

1